


MONTHLY REPORT OF DISBURSEMENTS
For the month of March 2025


Department : Department of Labor and Employment (DOLE)
 Agency/Entity : Professional Regulation Commission
 Operating Unit : Regional Office - V
 Organization Code (UACS) : 16 008 0300005
 Fund Cluster : 01 - Regular Agency Fund
 (e.g. UACS Fund Cluster: 01-Regular Agency Fund, 02-Foreign Assisted Projects Fund, 03-Special Account-Locally Funded/Domestic Grants Fund, etc.)


Particulars	Current Year Budget					Prior Year's Budget											SUB-TOTAL	Trust Liabilities				Grand Total					Remarks			
	PS	MOOE	FinEx	CO	TOTAL	Prior Year's Accounts Payable					Current Year's Accounts Payable					TOTAL		PS	MOOE	CO	TOTAL	PS	MOOE	FinEx	CO	TOTAL				
						PS	MOOE	FinEx	CO	Sub-Total	PS	MOOE	FinEx	CO	Sub-Total													PS	MOOE	CO
1	2	3	4	5	6=(2+3+4+5)	7	8	9	10	11=(7+8+9+10)	12	13	14	15	16=	17=(11+16)	18=(6+17)	19	20	21	22=(19+20+21)	23	24	25	26	27=(23+24+25+26)	28			
CASH DISBURSEMENTS	1,773,670.54	5,085,710.25	0.00	0.00	6,859,380.79	0.00	0.00	0.00	0.00	0.00	0.00	0.00	0.00	0.00	0.00	0.00	6,859,380.79	0.00	0.00	0.00	0.00	1,773,670.54	5,085,710.25	0.00	0.00	6,859,380.79				
Notice of Cash Allocation (NCA)	1,773,670.54	5,085,710.25	0.00	0.00	6,859,380.79	0.00	0.00	0.00	0.00	0.00	0.00	0.00	0.00	0.00	0.00	0.00	6,859,380.79	0.00	0.00	0.00	0.00	1,773,670.54	5,085,710.25	0.00	0.00	6,859,380.79				
MDS Checks Issued	8,550.00	3,441,237.41	0.00	0.00	3,449,787.41	0.00	0.00	0.00	0.00	0.00	0.00	0.00	0.00	0.00	0.00	0.00	3,449,787.41	0.00	0.00	0.00	0.00	8,550.00	3,441,237.41	0.00	0.00	3,449,787.41				
Advice to Debit Account	1,765,120.54	1,644,472.84	0.00	0.00	3,409,593.38	0.00	0.00	0.00	0.00	0.00	0.00	0.00	0.00	0.00	0.00	0.00	3,409,593.38	0.00	0.00	0.00	0.00	1,765,120.54	1,644,472.84	0.00	0.00	3,409,593.38				
Notice of Transfer Allocations (NTA)	0.00	0.00	0.00	0.00	0.00	0.00	0.00	0.00	0.00	0.00	0.00	0.00	0.00	0.00	0.00	0.00	0.00	0.00	0.00	0.00	0.00	0.00	0.00	0.00	0.00	0.00	0.00			
MDS Checks Issued	0.00	0.00	0.00	0.00	0.00	0.00	0.00	0.00	0.00	0.00	0.00	0.00	0.00	0.00	0.00	0.00	0.00	0.00	0.00	0.00	0.00	0.00	0.00	0.00	0.00	0.00	0.00	0.00		
Advice to Debit Account	0.00	0.00	0.00	0.00	0.00	0.00	0.00	0.00	0.00	0.00	0.00	0.00	0.00	0.00	0.00	0.00	0.00	0.00	0.00	0.00	0.00	0.00	0.00	0.00	0.00	0.00	0.00	0.00		
Working Fund for FAPs	0.00	0.00	0.00	0.00	0.00	0.00	0.00	0.00	0.00	0.00	0.00	0.00	0.00	0.00	0.00	0.00	0.00	0.00	0.00	0.00	0.00	0.00	0.00	0.00	0.00	0.00	0.00	0.00		
Cash Disbursement Ceiling (CDC)	0.00	0.00	0.00	0.00	0.00	0.00	0.00	0.00	0.00	0.00	0.00	0.00	0.00	0.00	0.00	0.00	0.00	0.00	0.00	0.00	0.00	0.00	0.00	0.00	0.00	0.00	0.00	0.00		
TOTAL CASH DISBURSEMENTS	1,773,670.54	5,085,710.25	0.00	0.00	6,859,380.79	0.00	0.00	0.00	0.00	0.00	0.00	0.00	0.00	0.00	0.00	0.00	6,859,380.79	0.00	0.00	0.00	0.00	1,773,670.54	5,085,710.25	0.00	0.00	6,859,380.79				
NON-CASH DISBURSEMENTS	229,271.96	238,306.91	0.00	0.00	467,578.87	0.00	0.00	0.00	0.00	0.00	0.00	0.00	0.00	0.00	0.00	0.00	467,578.87	0.00	0.00	0.00	0.00	229,271.96	238,306.91	0.00	0.00	467,578.87				
Tax Remittance Advices Issued (TRA)	229,271.96	238,306.91	0.00	0.00	467,578.87	0.00	0.00	0.00	0.00	0.00	0.00	0.00	0.00	0.00	0.00	0.00	467,578.87	0.00	0.00	0.00	0.00	229,271.96	238,306.91	0.00	0.00	467,578.87				
Non-Cash Availment Authority (NCAA)	0.00	0.00	0.00	0.00	0.00	0.00	0.00	0.00	0.00	0.00	0.00	0.00	0.00	0.00	0.00	0.00	0.00	0.00	0.00	0.00	0.00	0.00	0.00	0.00	0.00	0.00	0.00	0.00		
Disbursements effected through outright deductions from claims (please specify...)	0.00	0.00	0.00	0.00	0.00	0.00	0.00	0.00	0.00	0.00	0.00	0.00	0.00	0.00	0.00	0.00	0.00	0.00	0.00	0.00	0.00	0.00	0.00	0.00	0.00	0.00	0.00	0.00		
Overpayment of expenses(e.g. personnel benefits)	0.00	0.00	0.00	0.00	0.00	0.00	0.00	0.00	0.00	0.00	0.00	0.00	0.00	0.00	0.00	0.00	0.00	0.00	0.00	0.00	0.00	0.00	0.00	0.00	0.00	0.00	0.00	0.00	0.00	
Restitution for loss of government property	0.00	0.00	0.00	0.00	0.00	0.00	0.00	0.00	0.00	0.00	0.00	0.00	0.00	0.00	0.00	0.00	0.00	0.00	0.00	0.00	0.00	0.00	0.00	0.00	0.00	0.00	0.00	0.00	0.00	
Liquidated damages and similar claims	0.00	0.00	0.00	0.00	0.00	0.00	0.00	0.00	0.00	0.00	0.00	0.00	0.00	0.00	0.00	0.00	0.00	0.00	0.00	0.00	0.00	0.00	0.00	0.00	0.00	0.00	0.00	0.00	0.00	
Others(TEF, BTr-Documentary Stamp Tax, etc.)	0.00	0.00	0.00	0.00	0.00	0.00	0.00	0.00	0.00	0.00	0.00	0.00	0.00	0.00	0.00	0.00	0.00	0.00	0.00	0.00	0.00	0.00	0.00	0.00	0.00	0.00	0.00	0.00	0.00	
TOTAL NON-CASH DISBURSEMENTS	229,271.96	238,306.91	0.00	0.00	467,578.87	0.00	0.00	0.00	0.00	0.00	0.00	0.00	0.00	0.00	0.00	0.00	467,578.87	0.00	0.00	0.00	0.00	229,271.96	238,306.91	0.00	0.00	467,578.87				
GRAND TOTAL	2,002,942.50	5,324,017.16	0.00	0.00	7,326,959.66	0.00	0.00	0.00	0.00	0.00	0.00	0.00	0.00	0.00	0.00	0.00	7,326,959.66	0.00	0.00	0.00	0.00	2,002,942.50	5,324,017.16	0.00	0.00	7,326,959.66				

Particulars	Previous Report	This Month	As at Date
(1)	(2)	(3)	(4)
Total Disbursement Authorities Received	7,048,795.35	5,623,578.87	12,672,374.22
NCA	6,711,000.00	5,156,000.00	11,867,000.00
NTA	0.00	0.00	0.00
Working Fund	0.00	0.00	0.00
TRA	337,795.35	467,578.87	805,374.22
CDC	0.00	0.00	0.00
NCAA	0.00	0.00	0.00
Less: Notice of Transfer of Allocations (NTA)* issued	0.00	0.00	0.00
Total Disbursement Authorities Available	7,048,795.35	5,623,578.87	12,672,374.22
Less:	0.00	0.00	0.00
Lapsed NCA	0.00	0.00	0.00
Disbursements	5,345,399.50	7,326,959.66	12,672,359.16
Less: Other Non-Cash Disbursements	0.00	0.00	0.00
Disbursements effected through outright deductions from claims	0.00	0.00	0.00
Overpayment of expenses(e.g. personnel benefits)	0.00	0.00	0.00
Restitution for loss of government property	0.00	0.00	0.00
Liquidated damages and similar claims	0.00	0.00	0.00
Others (e.g. TEF, BTr, Docs Stamp, etc.)	0.00	0.00	0.00
Add/Less: Adjustments (e.g. cancelled/staled checks)	0.00	0.00	0.00
Balance of Disbursement Authorities as at date	1,703,395.85	(1,703,380.79)	15.06
Total Disbursements Program	7,048,795.35	5,623,578.87	12,672,374.22
Less: *Actual Disbursements	5,345,399.50	7,326,959.66	12,672,359.16
(Over)/Under spending	1,703,395.85	(1,703,380.79)	15.06

Notes: * The use of NTA is discouraged
 Notes: ** Amounts should tally with the grand total disbursemt (column 27).

Certified Correct:

 GERDEL B. BORDARUA
 Date: April 08, 2025

Recommending Approval:

 JHANNEIL N. A. GRATIL
 Date: April 08, 2025

Approved By:

 SHARO B. LO
 Date: April 08, 2025